

# SAAB of Sweden

## 1969 Station Wagon



The SAAB station wagon can carry a half a ton of people or cargo. Or any combination of the two.

The SAAB station wagon has 5 feet, 4 inches of forward space. 4 feet of width. And a floor-to-ceiling height of 3<sup>1</sup>/<sub>4</sub> feet.

The SAAB station wagon has a rear door that swings up out of the way. And it stays up; it's spring-loaded.

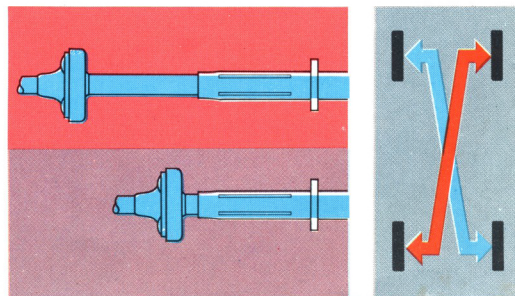
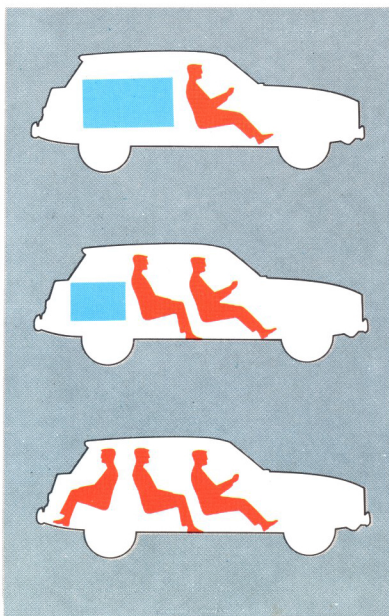
The SAAB station wagon has a rearward-facing seat in the back that's an especially safe place for kids to sit. (And lots of fun.)


The story of SAAB performance is largely the story of SAAB's incredible – that's the word for it, incredible – front-wheel drive.

Front-wheel drive doesn't push you around. It pulls you around corners. Around curves. And around other drivers' mistakes.

SAAB's tough, new V-4, 4-cycle engine has, as an optional extra, a lifetime guarantee. (This could be a long time when you stop to consider that SAABs have been known to be driven 180,000 miles.)

SAAB is built in Sweden by one of Europe's leading aircraft manufacturers. (SAAB Aktiebolag makes supersonic jets, guided missiles and computers as well as cars.)





### Dimensions and weights

Overall length: 169.3 in.  
Overall width: 62.2 in.  
Height, unladen: approx. 58 in.  
Ground clearance, unladen: approx. 7 in.  
Wheelbase: 98.3 in (2498 mm).  
Track, front and rear: 48 in.  
Curb weight (with fuel and water): 2105 lb.  
Max. weight, fully loaded: 3395 lb. (1540 kg).

### Engine

1498 c.c., four stroke V4-type.  
Number of cylinders: 4 (in Vee, 60°).  
Bore: 3.54 in. (90 mm).  
Stroke: 2.32 in. (58.86 mm).  
Piston displacement: 91.4 cu.in. (1498 cm<sup>3</sup>).  
Compression ratio: 9.0:1.  
Max. output: 73 b.h.p. SAE at 5000 r.p.m.,  
65 b.h.p. DIN at 4700 r.p.m.  
Max. torque: 87 lb.ft. SAE (12 kgm) at  
2700 r.p.m., 85 lb.ft. DIN (11.7 kgm) at  
2500 r.p.m.  
Camshaft-driven fuel pump. Downdraft carburetor. Automatic choke.  
Pressure lubrication. Full-flow filter.  
Water-cooling system. Pump, fan and thermostat.

### Transmission

Front-wheel drive. Free wheel.  
Single dry plate clutch, hydraulically operated.  
Four forward gears, all synchromesh.  
Steering column gearshift lever.  
Outer driveshaft joints of Rzeppa constant-velocity type.  
Both inner and outer joints permanently lubricated.  
Gear ratios, engine to wheels: 1st 17.0:1,  
2nd 10.2:1, 3rd 6.3:1, top 4.1:1, reverse 15.5:1.  
Final drive ratio: 4.88:1.  
Theoretical top gear speed at 1000 engine r.p.m.: 17.2 m.p.h. (with 155×15" tires).

### Brakes

Disc brakes front, drum brakes rear.  
Lockheed hydraulic foot brake system is divided into two independent circuits, each acting on one front wheel and opposite rear wheel.  
Vacuum-operated servo assistance.  
Diameter of front wheel discs: 10<sup>1</sup>/<sub>2</sub> in.  
Size of rear wheel linings: 8 in.×1<sup>1</sup>/<sub>2</sub> in.  
Total friction area, front and rear: 256 sq.in.  
Handbrake acts mechanically on rear wheels

### Steering

Rack and pinion type steering gear.  
Ratio, steering wheel to road wheel: 15.8:1.  
Number of steering wheel turns from lock to lock: approx. 2.7.  
Turning radius approx. 17.4 ft. (5.3 m).

### Suspension

Independent front wheel suspension.  
Tubular, rigid rear axle in U-form.  
Coil springs front and rear.  
Stabilizer bar at front.  
Double-acting hydraulic shock absorbers front and rear (of telescopic type at front and of lever type at rear).

### Wheels and tires

15 in. steel disc wheels.  
Wide base rims, 4J×15 in.  
Tires: 5.60×15 in. tubeless.

### Electrical system

12 volt battery, 44 Ah.  
1 b.h.p. starting motor.  
Alternator type generator.

### Body

Self-supporting body with flat base.  
2 doors + rear door.  
Strong tubular steel reinforcements in windshield and side pillars.  
Fuel tank between rear wheels.  
Max loading space 42.4 cu.ft. (1.2 m<sup>3</sup>).  
Anticorrosion treatment and undercoating applied before final painting.

### Capacities

Engine oil quantity, including filter: 3.5 US qts. (3.3 litres).  
Engine cooling system holds 7.5 US qts. (7.1 litres).  
Fuel tank capacity: 11.3 US gals. (43 litres).

### Standard equipment

	V4C	95
Sealed beam headlights	●	●
Back up lights	●	●
Dual horns	●	●
Two-speed wipers	●	●
Windshield washer	●	●
Safety padded sun visors	●	●
Dash board foam padded for safety	●	●
Three point front safety harness	●	●
Seat belts lap type rear	●	●
Adjustable front-seat backs	●	●
Front seat head rests	●	●
Front seat-back safety lock	●	●
Heater, thermostatically controlled	●	●
Opening rear side windows	●	●
Automatic, draft-free ventilation	●	●
Defroster, front side windows	●	●
Safety type rear view mirror, 2 heights	●	●
Outside rear view mirrors	●	●
Air slot to keep rear window clean	●	●
Automatic interior light	●	●
Nylon velour on seats	●	●
All vinyl upholstery	●	●
Textile carpets	●	●
Paper boxes	●	●
Ashtrays	●	●
Glove compartment with lock	●	●
Warning light, fuel below 7 qts.	●	●
Warning light for brake failure	●	●
Sill guard	●	●
Splash guards	●	●
4 lamp hazard warning system	●	●

■ The Manufacturer reserves the right to change specifications and equipment at any time and without notice.

